

# Hall Effect AC Current Transducer



Shenzhen Sensor Electronic  
Technology Co.,Ltd

## CE-IJ04-35B1-1.0

Output: 0-5V; Power supply:  $\pm 12V$ ;

Window: 51\*12mm; Case Style:B1; Accuracy:1.0

### Features

High isolation, small size, light in weight, less power consumption, window structure, no insertion loss

### Specifications

Operating temperature:  $-10\sim 80^{\circ}\text{C}$

Measuring range: 0-100~1000A AC

Accuracy: Class 1.0

Temperature drift:  $0.025\%/^{\circ}\text{C}$


Isolation : 3KVRMS/50Hz/1Min

Current consumption:  $\pm 18\text{mA}$

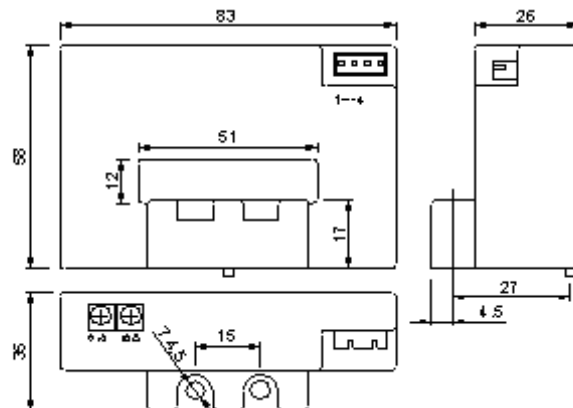
Response time:  $7\mu\text{S}$

Overload: 20 times of the maximum value of measuring range

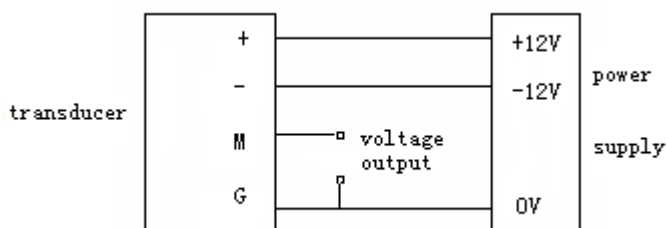
### Case Style & Mounting Dimensions



83\*35\*58mm



### Connections Diagrams



+: Positive power supply

-: Negative power supply

M: Signal output

G: Ground

### Notice

- Connect the terminals of power supply, outputs respectively and correctly, never make wrong connection.
- Two potentiometers can be adjusted, only if necessary, by turning slowly to the required accuracy with a small screwdriver
- The best accuracy can be achieved when the window is fully filled with bus-bar(current carrying conductor)
- The in-phase output can be obtained when the direction of current of carrying conductor is the same as the direction of arrow marked on the transducer case.