

Hall Effect DC Current Transducer



Shenzhen Sensor Electronic
Technology Co.,Ltd

CE-IJ04-34C2-1.0

Output: 0-5V; Power supply: 24VDC;

Window: 62*15mm; Case Style: C2; Accuracy: 1.0

Features

High isolation, small size, light in weight, less power consumption, window structure, no insertion loss

Specifications

Operating temperature: -10~80°C

Measuring range: 0-±200~±1800A AC

Temperature drift: 0.025% /°C

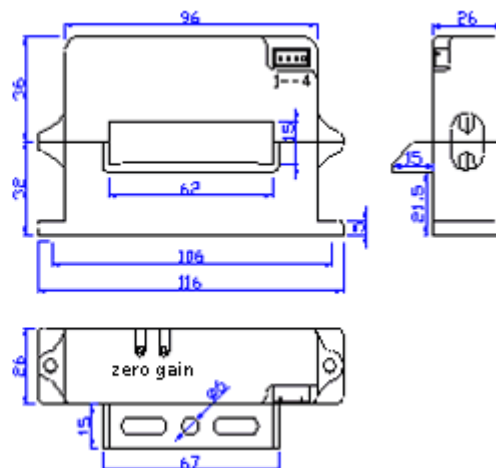

Isolation : 3KVRMS/50Hz/1Min

Current consumption: ±25mA

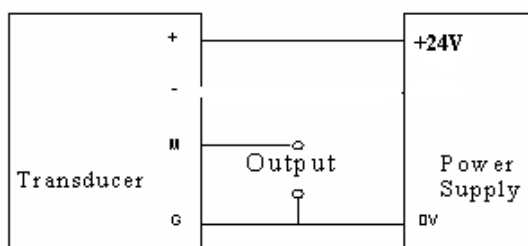
Response time: 10μS

Overload: 20 times of the maximum value of measuring range

Case Style & Mounting Dimensions



Connections Diagrams



+: Positive power supply

-: NC

M: Signal output

G: Ground

Notice

- The best accuracy can be achieved when the window is fully filled with bus-bar(current carrying conductor)
- The in-phase output can be obtained when the direction of current of carrying conductor is the same as the direction of arrow marked on the transducer case.